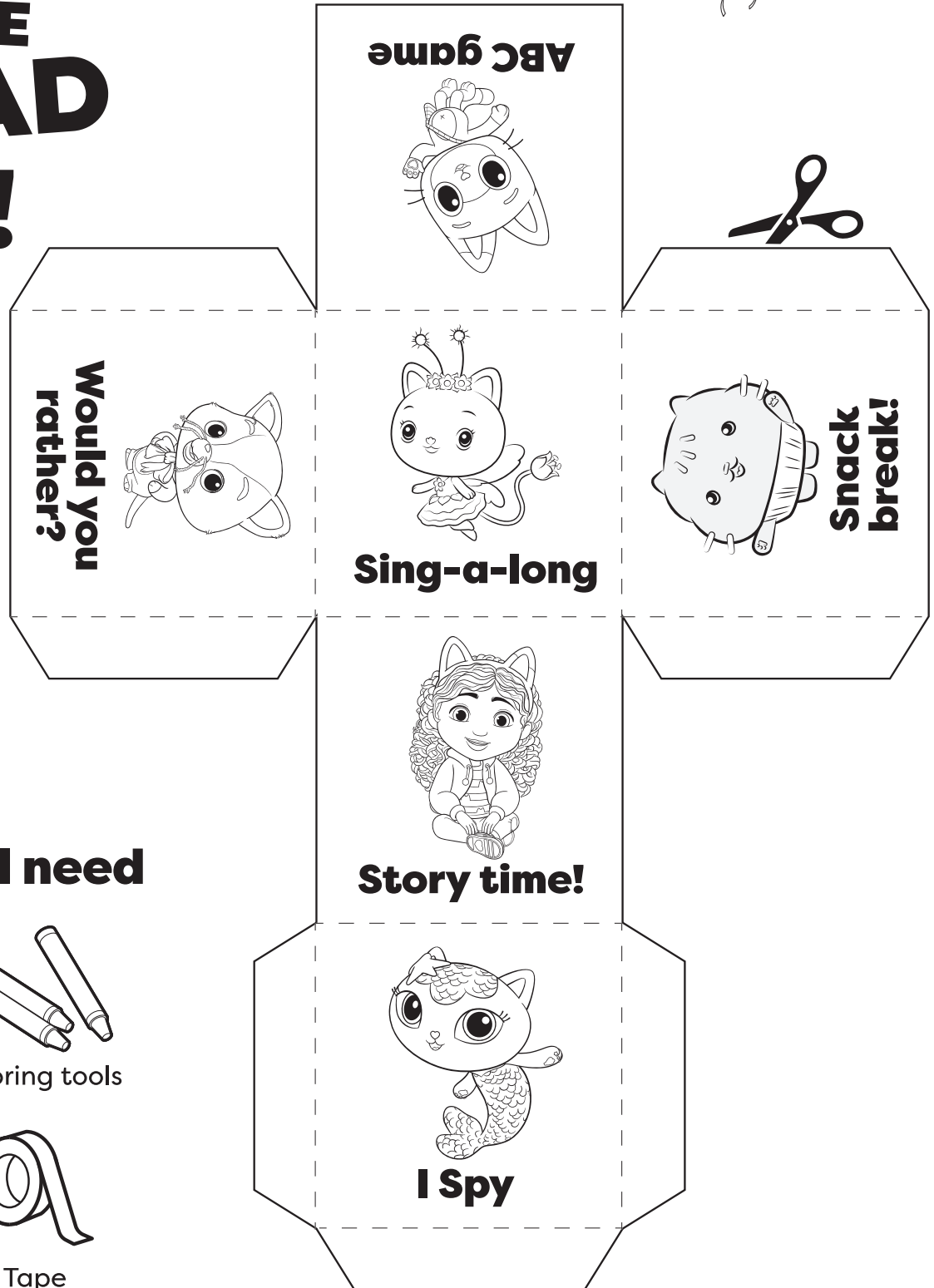



ROLL THE ROAD TRIP!




What you'll need



Glue stick




Coloring tools



Scissors




Tape



Instructions

1. Color in your favorite characters, and add fun designs to each side of the die.
2. With the help of a grown-up, cut along the solid line, then fold across the dotted line.
3. Spread glue along the flaps, one at a time, and connect the die together. Repeat this process until complete.
4. Time for a road trip! Bring your die with you and roll to see which games you should play along the way.



Play Cube Games

I SPY

For this game, you'll take turns with everyone in the car choosing an object you can all see. The person whose turn it is will say "I spy with my little eye something that is..." and it's your job to finish the sentence. You can choose colors, or even practice your ABCs and call out objects beginning with a certain letter. The other players will take turns trying to guess until someone gets it right!

SNACK BREAK!

Road trips can make you hungry – it's time to stop for a snack break! Make sure you pack some delicious fruits and veggies for the ride.

SING-A-LONG

Ask a grown-up to put on your favorite Gabby playlist and have a classic road trip sing-a-long!

STORY TIME!

Take turns with everyone on the road trip to create a story line by line. Someone starts the story off with "Once upon a time, there was..." and then you create the rest of the story together.

ABC GAME

This game will help you practice your ABCs. Take turns with everyone in the car to list off animals, cities, places, and other fun things in alphabetical order. If you can't think of one, you can pass on your turn.

WOULD YOU RATHER?

Take turns asking everyone in the car "would you rather" scenarios. Pair two funny and silly options – for example, "would you rather have all your clothes covered in glitter or have it rain candy?"