




DREAMWORKS
Trolls



Macaroni Maracas

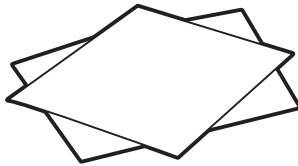





What you'll need



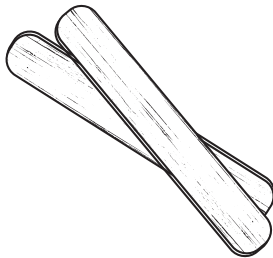
Glue stick



Construction or wrapping paper



Scissors



Craft sticks



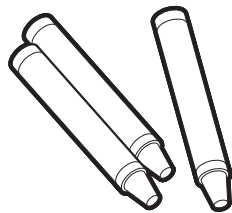
Uncooked macaroni



4 raisin boxes



Tape



Coloring tools



Let's make MUSIC!

Instructions

1. Have a yummy raisin snack, then take your empty boxes and tape one side shut. Fill each box halfway with your macaroni, then tape the other side to close.
2. Tape a craft stick lengthwise to your raisin box, then flip it over and tape another raisin box on the other side of the craft stick. Repeat this step to make a second maraca.
3. Now it's time to decorate! Wrap your maracas with construction or wrapping paper, leaving the craft sticks out, then color, add stickers, ribbon, jewels, and any other fun decorations you have at home. Remember to ask a grown-up for help cutting your craft paper and supplies if needed.
4. Your maracas are ready to make music. Time to start shaking things up!